

# ET BLACK MODULE

## Polycrystalline

ET-P672300WB	300W
ET-P672295WB	295W
ET-P672290WB	290W
ET-P672285WB	285W
ET-P672280WB	280W
ET-P672275WB	275W
ET-P672270WB	270W



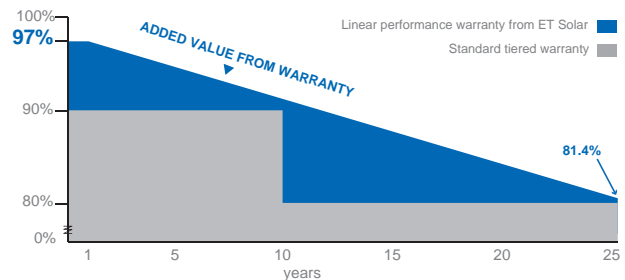
\* The standard black polycrystalline modules are made with white backsheet and black frames. Upon request, they can be also made with black backsheet and black frames.

### Features

- Aesthetically appealing for residential and commercial systems
- High module conversion efficiency, through superior manufacturing technology
- 0 to +5W positive tolerance for mainstream products
- Withstand high wind loads and snow loads
- Anodized aluminum improving corrosion resistance
- Anti-reflective highly transparent, low iron tempered glass
- Excellent performance under low light conditions

### Benefits

- 25-year linear performance warranty; 10-year warranty on materials and workmanship
- Product liability insurance
- Local technical support
- Local warehousing
- 48 hour-response service
- Enhanced design for easy installation and long-term reliability



IEC 61215 Ed.2  
IEC 61730  
IEC 61701



Towards Excellence

M/ET-CP-EN-EU2012V4

[www.etsolar.com](http://www.etsolar.com)

## ELECTRICAL SPECIFICATIONS



Model Type	ET-P672300WB	ET-P672295WB	ET-P672290WB	ET-P672285WB	ET-P672280WB	ET-P672275WB	ET-P672270WB
Peak Power (Pmax)	300W	295W	290W	285W	280W	275W	270W
Module Efficiency	15.20%	15.20%	14.95%	14.69%	14.43%	14.17%	13.92%
Maximum Power Voltage (Vmp)	36.68V	36.17V	35.92V	35.86V	35.54V	35.52V	35.48V
Maximum Power Current (Imp)	8.18A	8.16A	8.08A	7.95A	7.88A	7.75A	7.61A
Open Circuit Voltage (Voc)	44.89V	44.78V	44.75V	44.42V	44.27V	44.18V	44.16V
Short Circuit Current (Isc)	8.72A	8.68A	8.62A	8.55A	8.48A	8.26A	8.21A
Power Tolerance	±3%	-1% to +3%	0 to +5W	0 to +5W	0 to +5W	0 to +5W	0 to +5W
Maximum System Voltage	DC 1000V						
Nominal Operating Cell Temperature	45.3±2°C						
Series Fuse Rating (A)	20A						
Number of Bypass Diode	3						

## MECHANICAL SPECIFICATIONS

Cell type	156mm x 156mm
Number of cells	72 cells in series
Weight	24.07 kg(53.08 lbs) / 23.05KG(50.82 lbs)
Dimensions	1956×992×50mm (77.01×39.06×1.97inch)
	1956×992×40mm (77.01×39.06×1.57 inch)
Max Load	5400Pascals ( 112 lb/ft <sup>2</sup> )

## TEMPERATURE COEFFICIENT

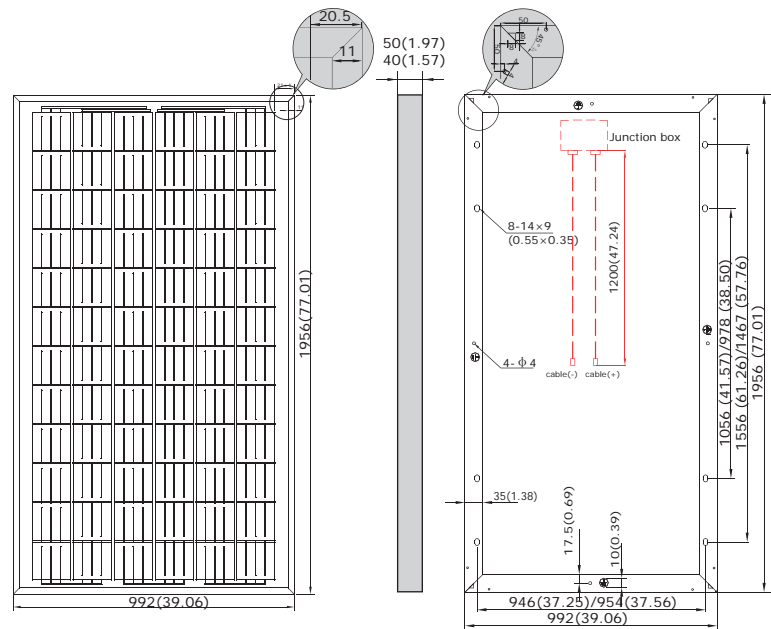
Temp. Coeff. of Isc (TK Isc)	0.04 %/°C
Temp. Coeff. of Voc (TK Voc)	-0.34 %/°C
Temp. Coeff. of Pmax (TK Pmax)	-0.44 %/°C

## BIG CARTON PACKING MANNER

Container	20' GP		40' GP	
	40mm	50mm	40mm	50mm
Frame thickness	40mm	50mm	40mm	50mm
Pieces per Pallet	26	21	26	21
Pallets per Container	10	10	22	22
Pieces per Container	260	210	572	462

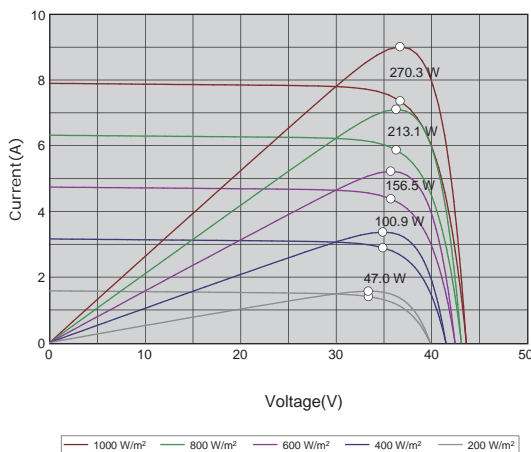
## PHYSICAL CHARACTERISTICS Unit:mm (inch)

\* The former size is for 50mm frame module while the later size for 40mm frame module

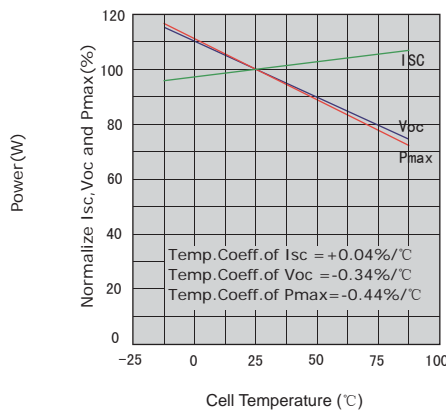


## ELECTRICAL CHARACTERISTICS

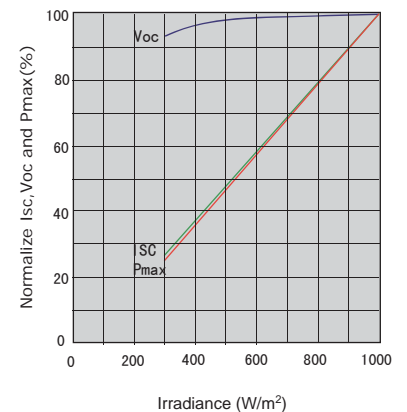
Electrical performance  
(cell temperature: 25°C)



Temperature dependence of Isc,  
Voc and Pmax



Irradiance dependence of Isc,  
Voc and Pmax (cell temperature: 25°C)



Note: the specifications are obtained under the Standard Test Conditions (STCs): 1000 W/m<sup>2</sup> solar irradiance, 1.5 Air Mass, and cell temperature of 25°C. The NOCT is obtained under the Test Conditions : 800 W/m<sup>2</sup>, 20°C ambient temperature, 1 m/s wind speed, AM 1.5 spectrum.

Please contact [support@etsolar.com](mailto:support@etsolar.com) for technical support. The parameters are for reference only, and are subject to change without notice or obligation.